




**Lightning
Source**[®]



FILE CREATION GUIDE

version 10

www.lightningsource.com



**Lightning
Source[®]**

FILE CREATION GUIDE

TABLE OF CONTENTS

RESOURCES	3
Submission Notes	4
Non-supported programs	4
Fonts	4
Cover Template Generator	5
B&W BOOK	7
Trim Sizes	8
Text Quick Reference	10
Text Requirements	11
Cover Quick Reference	12
Cover Requirements	13
COLOR BOOK	15
Trim Sizes	16
Text Quick Reference	17
Text Requirements	18
Cover Quick Reference	19
Cover Requirements	20
PDF NOTES	21
PDF/X-1a:2001	22
Acrobat & Acrobat Distiller	23

Lightning Source has created this guide to assist in the creation & submission of digital files. The information contained in this guide lists our requirements for file submissions and expands on the specific application settings, etc. Please take a few moments to familiarize yourself with this document prior to the creation and submission of your digital files to LSI.

We sincerely thank you for your business!



FILE CREATION GUIDE

RESOURCES

ALL book types

**SUBMISSION NOTES &
NON-SUPPORTED PROGRAMS**

COVER TEMPLATE GENERATOR

SUBMISSION NOTES

Lightning Source expects to receive print-ready manuscript and cover files, and will not perform work of an editorial nature such as proofreading, editing for content, typesetting, or making font alterations throughout a book. A digital file must be **'print ready'**, and sent in accordance with the digital file submission instructions provided—to ensure that no problems will be encountered during the manufacturing process. Files are processed as received and are not pre-flighted prior to processing.

Publisher-requested special file editing or manipulation and image touch-up/manipulations will be charged to the publisher at the hourly custom services rate as described in Attachment A - LSI Rate Schedule.

Due to the complexity of processing and printing **COLOR** Books, no manipulation/edits can be made by LSI to any color book file submissions. This includes (but is not limited to) color correction or manipulation of color settings on files that have been submitted.

LSI allows for a 1/16" (2 mm) variance for **ALL** books printed. Please keep this in consideration when designing any text and cover files for **BLACK & WHITE / COLOR** book titles.

NON-SUPPORTED PROGRAMS

Microsoft Word* / Microsoft Publisher
Adobe PageMaker
QuarkXPress 6.5 & older versions
InDesign CS2 & older versions

We cannot offer technical support with file creation or provide cover templates for any of these programs

***Microsoft Word: do not use the 'shortcut' button/icon in the toolbar to create a PDF of your text file. Please use the 'print' menu: for instructions on how to do this, download our walk-through PDF below by clicking on the link. You can also visit our website, mouse over the 'File Creation' menu, and select the option 'Digital Bookblock Creation (Standard Books)'**

[Microsoft Word: PDF Walk-through](#)

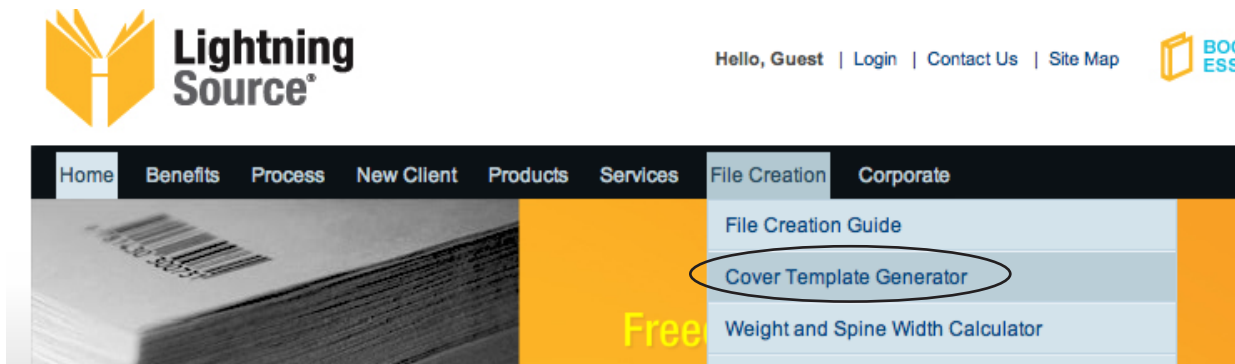
FONTS

ALL FONTS must be embedded in all PDF files: **COLOR / BLACK & WHITE, INTERIOR / COVER**. To confirm fonts are embedded, open the PDF in Acrobat, select the *File* menu, then *Properties*. The fonts tab lists the names of **all fonts** in the file: **(Embedded)** or **(Embedded Subset)** should appear next to **all** fonts listed. If one of these tags is not listed, the font is **not embedded**. Files with unembedded fonts will be rejected, and LSI will request a corrected file. **Please note** the default Acrobat **'Standard'** setting does not embed base 14 fonts, and will cause a file to be rejected.

COVER TEMPLATE GENERATOR ...

LSI highly recommends the use of our custom cover template generator. This tool can be found on LSI's website by visiting our home page www.lightningsource.com, mouse over the **'File Creation'** tab at the top. In the drop-down menu that appears, click on/select **'Cover Template Generator'**.

The direct link: <http://www.lightningsource.com/covergenerator.aspx>



The Cover Template Generator will appear on the new page:



Lightning Source Cover Generator

Once you complete and submit the form below, LSI will email you back a template and support files to be used to build your cover. Included in the email will be instructions for using the template, creating an appropriate PostScript file and distilling a PDF to LSI specifications.

✓ Required Fields

✓ 13-digit ISBN (with dashes): [Click here to convert your 10-digit ISBN to a 13-digit ISBN](#)
 ✓ Publisher Reference Number:
 Content Type: B&W Color
 Paper Type: Creme White
 Laminate Type: Gloss Matte None/Cloth Laminate type does not alter template specs
 ✓ Book Type:
 ✓ Page Count:
 ✓ File Type to Return:
 ✓ Email Address:
 ✓ Retype Email Address:

Optional Information:

Price (including decimal): Currency:
 Price in Bar Code:

... COVER TEMPLATE GENERATOR

On the new page, fill in the information about your cover. ****Fields with red check marks are required.**

- Enter your 13 digit ISBN (including any dashes/hyphens) as you wish it to appear above your barcode. 10 digit ISBN entries will be converted to the correct 13 digit number in the template file.

***Note:** If the title is set up in our system, once the ISBN is entered and you click to select your trim size information, the page should automatically update and fill in the title information already on file, including: content type, paper type, laminate type, book type and page count.

If your title is not already set up, please choose the correct content type, paper type, laminate type, and book type for your title.

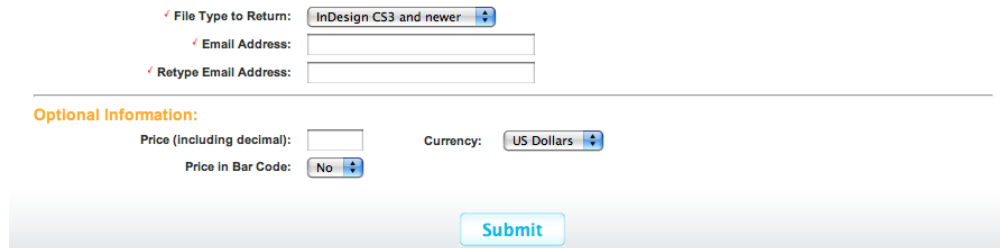
- **Optional:** If you wish to add your own reference number to your template, please add this information to the 'Publisher Reference Number field'. This will appear as the subject line of the email you receive.
- Enter page count (must be divisible by **2**)
- Choose the file type you would like to receive:

InDesign CS3 and newer / QuarkXpress 7 and newer / PDF / EPS

- Enter email address
- Confirm email address

If you wish to fill in the optional information:

- Enter price including decimal
- Enter desired currency
- Select 'yes' or 'no' for the price to appear in the bar code



The screenshot shows a web form for generating a cover template. It includes several required fields marked with a red checkmark: 'File Type to Return' (a dropdown menu set to 'InDesign CS3 and newer'), 'Email Address', and 'Retype Email Address'. Below these is an 'Optional Information' section with three fields: 'Price (including decimal)', 'Currency' (a dropdown menu set to 'US Dollars'), and 'Price in Bar Code' (a dropdown menu set to 'No'). A blue 'Submit' button is located at the bottom right of the form area.

- **Your template should arrive to you via e-mail shortly after your request is submitted. Please allow up to 2 hours before requesting another template, or contacting for help. Heavy traffic in requests may cause occasional delays.**

Important notes about the template

• **Please do not move** items on the template. **The barcode centered on the back cover is the only item that can be repositioned/moved to fit with your cover design. Please do not resize the barcode.** The guides, guideline elements and placement of the cover should remain in the original locations on the template: these are already set up for LSI's specific printing requirements and workflow.

• **Note:** if you opt to receive a PDF or EPS file from the template generator, the red and blue dotted guides should be removed or covered up before submitting a final file. If the guides are visible in your cover design, they will show up in printed copies. *InDesign and Quark templates have dotted guidelines on a non-printing layer, so it's not necessary to remove these.



FILE CREATION GUIDE

B&W BOOK color cover / b&w text

TRIM SIZES

TEXT QUICK REFERENCE

TEXT REQUIREMENTS

COVER QUICK REFERENCE

COVER REQUIREMENTS

B&W BOOK : TRIM SIZES ...

Trim Size (in)	Trim Size (mm)	Bindtypes Available	Page Range	Stock	Cover Template Size
5 x 8	203 x 127	perfect (paperback)	18 - 1200	white	15.00" x 12.00" / 381 x 305 mm
		perfect (paperback)	18 - 1050	crème	15.00" x 12.00" / 381 x 305 mm
		case laminate (hardcover)	18 - 1200	white	18.00" x 12.00" / 457 x 305 mm
5.06 x 7.81	198 x 129	perfect (paperback)	18 - 1200	white	15.00" x 12.00" / 381 x 305 mm
5.25 x 8	203 x 133	perfect (paperback)	18 - 1200	white	15.00" x 12.00" / 381 x 305 mm
		perfect (paperback)	18 - 1050	crème	15.00" x 12.00" / 381 x 305 mm
5.5 x 8.5	216 x 140	perfect (paperback)	18 - 1200	white	15.00" x 12.00" / 381 x 305 mm
		perfect (paperback)	18 - 1050	crème	15.00" x 12.00" / 381 x 305 mm
		case laminate (hardcover)	18 - 1050	crème	18.00" x 12.00" / 457 x 305 mm
		case laminate (hardcover)	18 - 1200	white	18.00" x 12.00" / 457 x 305 mm
		cloth – blue or grey	18 - 1050	crème	n/a
		jacketed	18 - 1050	crème	24.00" x 12.00" / 610 x 305 mm
5.83 x 8.27	210 x 148	perfect (paperback)	18 - 1200	white	15.00" x 12.00" / 381 x 305 mm
		perfect (paperback)	18 - 1050	crème	15.00" x 12.00" / 381 x 305 mm
6 x 9	229 x 152	perfect (paperback)	18 - 1200	white	15.00" x 12.00" / 381 x 305 mm
		perfect (paperback)	18 - 1050	crème	15.00" x 12.00" / 381 x 305 mm
		case laminate (hardcover)	18 - 1050	crème	18.00" x 12.00" / 457 x 305 mm
		case laminate (hardcover)	18 - 1200	white	18.00" x 12.00" / 457 x 305 mm
		cloth – blue or grey	18 - 1050	crème	n/a
		jacketed	18 - 1050	crème	24.00" x 12.00" / 610 x 305 mm
6.14 x 9.21	234 x 156	perfect (paperback)	18 - 1200	white	19.00" x 12.00" / 482 x 305 mm
		case laminate (hardcover)	18 - 1200	white	18.00" x 12.00" / 457 x 305 mm
		cloth – blue or grey	18 - 1200	white	n/a
		jacketed	18 - 1200	white	24.00" x 12.00" / 610 x 305 mm
6.69 x 9.61	244 x 170	perfect (paperback)	18 - 1200	white	19.00" x 12.00" / 482 x 305 mm
		case laminate (hardcover)	18 - 1200	white	22.00" x 14.00" / 559 x 356 mm
7.44 x 9.69	246 x 189	perfect (paperback)	18 - 1200	white	19.00" x 12.00" / 482 x 305 mm
7.50 x 9.25	235 x 191	perfect (paperback)	18 - 1200	white	19.00" x 12.00" / 482 x 305 mm
7 x 10	254 x 178	perfect (paperback)	18 - 1200	white	19.00" x 12.00" / 482 x 305 mm
		case laminate (hardcover)	18 - 1200	white	22.00" x 14.00" / 559 x 356 mm

... B&W BOOK : TRIM SIZES

Trim Size (in)	Trim Size (mm)	Bindtypes Available	Page Range	Stock	Cover Template Size
8 x 10	254 x 203	perfect (paperback)	18 - 1200	white	21.00" x 12.00" / 533 x 305 mm
8.25 x 11	280 x 210	perfect (paperback)	18 - 1200	white	21.00" x 12.00" / 533 x 305 mm
8.268 x 11.693 (A4)	297 x 210	perfect (paperback)	18 - 1200	white	21.00" x 12.00" / 533 x 305 mm
8.5 x 11	280 x 216	perfect (paperback)	18 - 1200	white	21.00" x 12.00" / 533 x 305 mm
		case laminate (hardcover)	18 - 1200	white	23.00" x 14.00" / 584 x 356 mm

All of these listed trim sizes and bind types are available with GLOSS or MATTE lamination.

Pricing information for all trim sizes and bind types can be found in the Products and Services Pricing Guide.

B&W BOOK : TEXT QUICK REFERENCE

The following are recommendations and specifications that you should know when laying out **text** for a **black & white title**.

Resolution: 600 dpi for 1-bit black & white line art
300 dpi for 8-bit grayscale continuous tone images

Color Space: Grayscale

LPI (lines per inch): 106

Preferred file format: PDF (.pdf) file built to trim size or centered on either
8.5”x 11”/ 280 x 216 (letter) or
8.268”x 11.693” / 297 x 210 (A4)

PDF producer: Acrobat Distiller–**PDF/X-1a:2001** recommended or
High Quality Print setting
Export from InDesign–**PDF/X-1a:2001** required

Other accepted files: PS (.ps) postscript

Accepted Application Files: QuarkXPress 7 or InDesign CS3 and newer
(all supporting files must be included: fonts, images, art, etc.)

Margins: Recommended minimum **1/2”** (13 mm) on all sides.

Accepted Submission Methods: web upload for files up to 250 MB, CD, DVD, portable
hard drives (zip/stuff compression accepted)

File naming: Single file naming: **isbn_txt.pdf** or **isbntxt.pdf**
Multiple file naming needs to number in ascending order;
for example: **isbn_001.pdf**; **isbn_002.pdf** (for multiple files)

**For instructions on creating your postscript and PDF files, please
visit our website and choose your options from the File Creation menu:**

[Digital Bookblock Creation \(Standard Books\)](#)

B&W BOOK : TEXT REQUIREMENTS

- **ALL FONTS** must be embedded in all PDF files. Please refer to the FONTS section on page 4 for information to confirm if your file has embedded fonts.
- **MARGINS:** It is recommended that you provide a minimum of **1/2" (13 mm)** margin on all sides of your text block. LSI allows for **1/16" (2 mm)** variance in printing. If text/images are too close to trim edges, they could be cut in the printing and binding process.
- **BLEED:** We do not guarantee bleed off any edge of the text page for black & white printing. Files submitted with bleed will not be rejected for a new file, but processed as submitted. Our process works from the center of the document outward and only utilizes the actual trim size of the book.
- **CROP MARKS:** Please do not include crop / printer / registration marks in a file. These are not necessary for LSI's workflow. Marks included in a file could show up in printed copies.
- **SPREADS/FORMAT:** We cannot accept files in spread format (2-up per page). Files should be sent as one, single-page PDF file. If submissions must be sent as multiple files instead, please refer to the correct file naming conventions on page 10. Incorrectly-named files could process in the wrong sequential order and cause delays in receiving a correct proof. (Color book submissions **must** be sent as one PDF.)
- **PAGE COUNT:** All text files will be processed and stored with a mod 2 page count: page counts divisible by 2. Books that are 6.14" x 9.21" and smaller will be printed in six-page (three front/three back) single sheet signatures. Books that are 6.69" x 9.61" and larger will be printed in four-page (two front/two back) single sheet signatures.

Storing files at mod 2 page counts will help to ensure the least amount of blank pages possible are added to the back of the book. The publisher should end text files of a book without padding pages, and Lightning Source will add the additional pages necessary to achieve page counts divisible by two during the setup process, and a multiple of four or six (depending on size) during the print process.

** The final page of all submissions must be completely blank and is reserved for a check barcode and information for LSI.*

- **SPOT COLORS/ICC PROFILES:** Please do not include Spot colors or ICC profiles in your file as these can produce unexpected results during processing. ICC profiles applied to 100% black text often convert to a shade or percentage of gray (less than 100% black). This will result in text in your proof that is not solid black. If text is intended to appear as solid black, including Spot colors or ICC profiles can cause delays in receiving a correct proof.
- **REVISIONS:** When sending a revision file, please make sure to send your **entire** file. Partial revisions (i.e. single-page changes) will cause your interior to process incorrectly.

B&W BOOK : COVER QUICK REFERENCE

The following are recommendations and specifications that you should know when laying out a **color cover** for a **black & white title**.

Resolution: 300 dpi

Color Space: CMYK

LPI (lines per inch): 180

Preferred file format: PDF (.pdf) file on LSI cover template
(template dimensions vary by trim size)

PDF producer: Acrobat Distiller–**PDF/X-1a:2001** recommended or
High Quality Print setting
Export from InDesign–**PDF/X-1a:2001** required

Other accepted files: TIF (.tiff) tagged image file format
PS (.ps) postscript

Accepted Application Files: QuarkXPress 7 or InDesign CS3 and newer
(all supporting files must be included: fonts, images, art, etc.)

Bleed: 1/8" (3 mm) all sides

Type Safety: 1/4" (6 mm) recommended minimum on all sides
(LSI templates will allow down to 1/8" (3 mm) safety)

Spine Type Safety: 1/16" (2 mm) left/right sides for spines 0.35" & larger
1/32" (1 mm) left/right sides for spines smaller than 0.35"
NO spine text for page counts below 80

Accepted Submission Methods: web upload for files up to 250 MB, CD, DVD, portable
hard drives (zip/stuff compression accepted)

File naming: **isbn_cov.pdf** or **isbncov.pdf**
isbn_cvr.pdf or **isbncvr.pdf**

**For instructions on creating your postscript and PDF files, please
visit our website and choose your options from the File Creation menu:**

Digital Cover Creation (Standard Books)

B&W BOOK : COVER REQUIREMENTS**ALL SUBMISSIONS**

- **ALL FONTS** must be embedded in all PDF files. Please refer to the FONTS section on page 4 for information to confirm if your file has embedded fonts.
- All layers in a TIF file should be flattened before submission.
- **All** covers should be built with a **mod 2 spine calculation** (page count divisible by 2).

COLOR

- **BARCODE: 100% Black only** and placed on a white box/background. LSI will add/replace barcodes if they are unscannable or incorrect; we will add a generic barcode if the book does not have an ISBN assigned to it. The publisher will not be notified if this manipulation is made.
- **BLACK/RICH BLACK/DENSITY** : We recommend a rich black with CMYK values = **60% Cyan / 40% Magenta / 40% Yellow / and 100% Black**. Maximum density should **not** exceed **240%**. Elements should **not** be built in 'Registration' (100% of all colors). For best results for text 24 pt. or below, please use 100% black only. **Files sent with densities higher than 240% may be rejected for correction.*
- **SPOT COLORS/RGB**: Please convert all spot colors (PMS / PANTONE) with/without transparencies to CMYK, (even in supporting .eps files). ***Note:** RGB files received will be converted to CMYK before printing. RGB / spot color with/without transparency may produce unexpected color results when printing. Any dissatisfaction with color shift will be the publisher's responsibility to correct.

TEMPLATE SUBMISSIONS – preferred

- **Barcodes received on LSI cover templates (on the back cover) can be moved or repositioned as needed. Please do not resize the barcode.**
- **White or Crème paper:** Please select the paper color carefully that your title is/will be set up with. This will help to avoid errors in the spine width.

*For instructions on ordering a template, refer to pages 5 & 6.

NON-TEMPLATE SUBMISSIONS – accepted

- Please send a file built to correct bleed size and spine width. Position has to be correct and type safeties observed. LSI will place the file in the correct template. Please do not include extra information such as crop marks or web-press comments from software programs. Reference templates are available to explain measurements and placement. *(for reference only)*

A spine calculator is available on our site. Mouse over the **'File Creation'** tab and choose **'Weight and Spine Width Calculator'** to assist in determining the correct spine width. Please make sure to select your paper color carefully to ensure your spine width will be correct. <http://www.lightningsource.com/spinecalc.aspx>

- Barcodes are mandatory on all covers. If you're unable to supply a barcode, please leave an area for LSI to place a barcode on the back cover. The size for the white box needed is 1.75" wide x 1" high.



FILE CREATION GUIDE

COLOR BOOK

color cover / color text

TRIM SIZES

TEXT QUICK REFERENCE

TEXT REQUIREMENTS

COVER QUICK REFERENCE

COVER REQUIREMENTS

COLOR BOOK : TRIM SIZES

Trim Size in	Trim Size mm	Bindtypes Available	Page Range	Stock	Cover Template Size
5.5 x 8.5	216 x 140	saddle-stitch (paperback)	4 - 48	white	20.50" x 14.33" / 521 x 364 mm
		perfect (paperback)	24 - 480	white	20.50" x 14.33" / 521 x 364 mm
		case laminate (hardcover)	24 - 480	white	18.00" x 12.00" / 457 x 305 mm
		cloth - blue or grey	24 - 480	white	n/a
		jacketed	24 - 480	white	24.00" x 12.00" / 610 x 305 mm
6 x 9	229 x 152	saddle-stitch (paperback)	4 - 48	white	20.50" x 14.33" / 521 x 364 mm
		perfect (paperback)	24 - 480	white	20.50" x 14.33" / 521 x 364 mm
		case laminate (hardcover)	24 - 480	white	18.00" x 12.00" / 457 x 305 mm
		cloth - blue or grey	24 - 480	white	n/a
		jacketed	24 - 480	white	24.00" x 12.00" / 610 x 305 mm
6.14 x 9.21	234 x 156	saddle-stitch (paperback)	4 - 48	white	20.50" x 14.33" / 521 x 364 mm
		perfect (paperback)	24 - 480	white	20.50" x 14.33" / 521 x 364 mm
		case laminate (hardcover)	24 - 480	white	18.00" x 12.00" / 457 x 305 mm
		cloth - blue or grey	24 - 480	white	n/a
		jacketed	24 - 480	white	24.00" x 12.00" / 610 x 305 mm
7 X 10	254 X 178	saddle-stitch (paperback)	4 - 48	white	20.50" x 14.33" / 521 x 364 mm
		perfect (paperback)	24 - 480	white	20.50" x 14.33" / 521 x 364 mm
		case laminate (hardcover)	24 - 480	white	22.00" x 14.00" / 559 x 356 mm
8 X 10	254 X 203	saddle-stitch (paperback)	4 - 48	white	20.50" x 14.33" / 521 x 364 mm
		perfect (paperback)	24 - 480	white	20.50" x 14.33" / 521 x 364 mm
		case laminate (hardcover)	24 - 480	white	22.00" x 14.00" / 559 x 356 mm
8.5 x 8.5	216 x 216	saddle-stitch (paperback)	4 - 48	white	20.50" x 14.33" / 521 x 364 mm
		perfect (paperback)	24 - 480	white	20.50" x 14.33" / 521 x 364 mm
8.5 x 11	280 x 216	saddle-stitch (paperback)	4 - 48	white	20.50" x 14.33" / 521 x 364 mm
		perfect (paperback)	24 - 480	white	20.50" x 14.33" / 521 x 364 mm
		case laminate (hardcover)	24 - 480	white	23.00" x 14.00" / 584 x 356 mm

All of these listed trim sizes and bind types are available with GLOSS or MATTE lamination.

Pricing information for all trim sizes and bind types can be found in the Products and Services Pricing Guide.

COLOR BOOK : TEXT QUICK REFERENCE

The following are recommendations and specifications that you should know when laying out **text** for a **color book title**.

Resolution: 300 dpi

Color Space: CMYK

LPI (lines per inch): 180

Required file format: PDF (.pdf) file
dimensions vary by trim size

PDF producer: Acrobat Distiller
PDF/X-1a:2001 required

Bleed: 1/4" (6 mm) except on bind side

Margins: Recommended minimum 1/2" (13 mm) on all sides

Accepted Submission Methods: web uploads for files up to 250 MB, CD, DVD, portable hard drives (zip/stuff compression accepted)

File naming: **isbn_txt.pdf** or **isbntxt.pdf**

For instructions on creating your postscript and PDF files, please visit our website and choose your options from the File Creation menu:
Digital Bookblock Creation (Color Books)

BIND TYPE INFORMATION

- **Saddle-stitch titles:** files containing **1-47 pages** of content will have additional pages added by LSI to achieve page counts divisible by four. **Note:** LSI manufactures saddle-stitch books with a total page count from **4-48 pages**. Files will be processed and printed with page counts divisible by 4.

- **Perfect bound & hardcover titles:** files containing **22-479 pages** of content will have additional pages added by LSI to achieve page counts divisible by two. **Note:** LSI manufactures perfect bound and hardcover books that have a total page count from **24-480 pages**. Files will be processed with page counts divisible by 2, and printed with page counts divisible by 4.

Note: LSI manufactures both types of books (**saddle-stitch, perfect bound & hardcover**) that have a total page count from **24-48 pages** (customer should designate correct bind type). The final page of all submissions must be completely blank and is reserved for a check barcode and information for LSI.

COLOR BOOK : TEXT REQUIREMENTS

SUBMISSION:

- **PDF COMPLIANCE:** Files must be **PDF/X-1a:2001** compliant. This setting is found in the Professional versions of Adobe Acrobat 6 or above (listed as **PDF/X-1a** in Acrobat 6 Professional).

Text files must be submitted as a single PDF file: submissions with multiple files will be rejected. Zipped/stuffed submissions of single files are accepted.

- **SPREADS/FORMAT:** Please do not send files in ‘spread’ format. Files should be sent as a single-page PDF file to process correctly in our workflow. Files sent as spreads will be rejected for a corrected submission.
- **CROP MARKS:** Please do not include crop / printer / registration marks in a file.

PAGE SIZE/LAYOUT:

Reference templates for interiors are located under the ‘**File Creation/Digital Bookblock Creation (Color Books)**’ menu on our website. You can also refer to the below chart for assistance with the correct layout size for your trim size:

US				UK, AUS			
5.5 x 8.5	trim size =	5.75 x 9	document size	216 x 140	trim size =	229 x 146	document size
6 x 9	trim size =	6.25 x 9.5	document size	229 x 152	trim size =	241 x 159	document size
6.14 x 9.21	trim size =	6.39 x 9.71	document size	234 x 156	trim size =	247 x 162	document size
7 x 10	trim size =	7.25 x 10.5	document size	254 x 178	trim size =	267 x 184	document size
8 x 10	trim size =	8.25 x 10.5	document size	254 x 203	trim size =	267 x 210	document size
8.5 x 8.5	trim size =	8.75 x 9	document size	216 x 216	trim size =	229 x 222	document size
8.5 x 11	trim size =	8.75 x 11.5	document size	280 x 216	trim size =	292 x 222	document size

A file without bleed, and adequate white margins around page items, may be submitted at trim size.

- **MARGINS:** All text is recommended to be a minimum of **1/2”** (13 mm) from final trim size (non-bleeding text & art)
- **BLEED:** Graphics / illustrations / color intended to print to the edge of a page should bleed a full **1/4”** (6 mm) past the final trim size (except on the bind side). If an image used does not provide for enough bleed (full **1/4”**, 6 mm), please extend a complimenting color the full amount of bleed required.
- **GUTTER MARGIN:**

SADDLE STITCH BOOKS: no gutter margin required; items can be taken completely to the bind edge.

PERFECT / CASE LAMINATE / DUST JACKET BOOKS : 1/8” (3 mm) gutter margin (no-ink area) required on the bind side of the interior. These are bound with glue, and the area is designated so it can adhere to all pages (see reference templates for example). Crossover spreads (images/color intended to straddle a spread) may be used as long as the gutter margin is placed in between where the images/color would normally meet.

COLOR:

All images in a text file must be CMYK. Images that are less than 72 dpi will be rejected for higher-resolution submissions. (resolutions this low are considered too low in quality for printing)

- **BODY TEXT:** For best results for text that is 24 pt. or below, please use 100% black only.
- **BLACK/RICH BLACK/DENSITY:** We recommend a rich black with CMYK values = **60% Cyan / 40% Magenta / 40% Yellow / and 100% Black**. CMYK total value should **not** exceed **240%**. Elements should **not** be built in ‘Registration’ (100% of all colors). ***Files sent with densities higher than 240% may be rejected for correction.**
- **SPOT COLORS:** Please convert all spot colors (PMS / PANTONE) with/without transparencies to CMYK, (even in supporting .eps files). These may produce unexpected color results when printing. Any dissatisfaction with color shift will be the publisher’s responsibility to correct.

COLOR BOOK : COVER QUICK REFERENCE

The following are recommendations and specifications that you should know when laying out **color cover** for a **color book title**.

Resolution: 300 dpi

Color Space: CMYK

LPI (lines per inch): 180

Required file format: PDF (.pdf) file on LSI cover template
(template dimensions vary by trim size)

PDF producer: Acrobat Distiller
PDF/X-1a:2001 required

Bleed: 1/4" (6 mm) all sides

Type Safety: 1/4" (6 mm) recommended minimum on all sides
(LSI templates will allow down to 1/8" (3 mm) safety)

Spine Type Safety: 1/16" (2 mm) left/right sides for spines 0.35" and larger
1/32" (1 mm) left/right sides for spines smaller than 0.35"
NO spine text for page counts below 80

Accepted Submission Methods: web upload for files up to 250 MB, CD, DVD, portable hard drives (zip/stuff compression accepted)

File naming: **isbn_cov.pdf** or **isbncov.pdf**
isbn_cvr.pdf or **isbncvr.pdf**

For instructions on creating your postscript and PDF files, please visit our website and choose your options from the File Creation menu:

Digital Cover Creation (Color Books)

COLOR BOOK : COVER REQUIREMENTS

SUBMISSION:

- **PDF COMPLIANCE:** Files must be **PDF/X-1a:2001** compliant. This setting is found in the Professional versions of Adobe Acrobat 6 or above (listed as **PDF/X-1a** in Acrobat 6 Professional).
- **TEMPLATE: (required)** Cover artwork must be placed within the crop marks on the correct template produced by the template generator. *For instructions on ordering a template, refer to pages 5 & 6. (*Covers cannot be sent on a reference template.)

Please do not reposition any items on the template – all items (trim size / crop marks / spine calculation) are required and placed for LSI's specific printing workflow. Cropping the template or removing markings can cause your file to be rejected. ***Note:** The only exceptions are the red and blue dotted lines **have** to be **removed** from EPS/PDF templates before submission.

All color book covers must be on the correct LSI template with correct dimensions:

- **Perfect bound & Saddle stitch = 20.5" x 14.33" (521 x 364 mm)**
- **Dust jacket = 24" x 12" (610 x 305 mm)**
- **Case laminate:**

5.5" x 8.5" / 6" x 9" / 6.14" x 9.21"	=	18" x 12" (457 x 305 mm)
7" x 10" / 8" x 10"	=	22" x 14" (559 x 356 mm)
8.5" x 11"	=	23" x 14" (584 x 356 mm)

Final PDF should be created at the size it's received. Artwork should not extend past the crop marks.

- **BARCODES:** on LSI cover templates **can be moved or repositioned** on the back cover. **Please do not resize the barcode.**
- **BLEED: 1/4"** (6 mm) bleed is required on all four sides. Graphics, illustrations, and color intended to print past the edge of a cover should bleed a full 1/4" past the final trim size.
- **SPINE: NO** spine text is allowed for books with page counts below 80.
- **MARGINS: 1/4"** (6 mm) recommended margin on all sides from final trim size. LSI templates allow down to 1/8" (3 mm safety) This applies to non-bleeding text & art.

COLOR:

All images in a cover file must be CMYK. Images that are less than 200 dpi will be rejected for higher-resolution submissions. (resolutions this low are considered too low in quality for printing)

- **BODY TEXT:** For best results for text that is 24 pt. or below, please use 100% black only.
- **BLACK/RICH BLACK/DENSITY:** We recommend a rich black with CMYK values = **60% Cyan / 40% Magenta / 40% Yellow / and 100% Black**. CMYK total value should **not** exceed **240%**. Elements should not be built in 'Registration' (100% of all colors). ***Files sent with densities higher than 240% may be rejected for correction.**
- **SPOT COLORS:** Please convert all spot colors (PMS / PANTONE) with/without transparencies to CMYK, (even in supporting .eps files). These may produce unexpected color results when printing. Any dissatisfaction with color shift will be the publisher's responsibility to correct.



FILE CREATION GUIDE

PDF NOTES **ALL book types**

PDF/X-1a:2001

**ADOBE ACROBAT &
ACROBAT DISTILLER**

PDF NOTES : PDF/X-1a:2001

PDF/X-1a:2001 compliancy is a requirement for color book file submissions, and always recommended for black & white file submissions (both cover and text files). Some of the reasons this setting is the most efficient to use when creating PDF files for print:

- Requires **all** fonts to be embedded. With **PDF/X-1a:2001**: if a font cannot be embedded, the PDF file will fail to create (unless default preferences have been altered). This should immediately tell the creator that the first issue to check is fonts (and the log should list the reason). A common reason a font will not embed using **PDF/X-1a:2001** is due to licensing restrictions with the font.
- Converts **RGB** images/page items to **CMYK**. This is a critical check. **RGB** is how monitors handle color, but it is not intended for printing. If a file is sent as **RGB**, and prints as is, the shift that it goes through during the rip process may be significant enough to cause the customer to be dissatisfied with the final output—creating extra time and costs for the book to print satisfactorily. A **CMYK** file will result in a truer representation of the color **BEFORE** a file is submitted.
- **‘Trapping’** key is defined. This is an issue with how colors interact with each other that generally preview correctly on screen, but can cause a problem when the ink is printed on the paper.
- **‘Transparency’** will be flattened (no live transparency). Layering/special effects such as drop shadows should be rendered correctly so that there are no unexpected results when a file goes through the rip process—to help insure your file is correct, please convert any spot colors and spot colors (PMS / PANTONE) with transparency to CMYK.

PDF NOTES : ADOBE ACROBAT & ACROBAT DISTILLER

LSI recommends and supports submission of PDF files that are created using the Adobe Acrobat Distiller program or exporting from InDesign using the PDF/x-1a:2001 setting. Other PDF creators are not guaranteed and any additional charges or revision submissions resulting from the use of other PDF-creator programs will be the responsibility of the publisher.

It would be impossible for us to support all or even a small portion of the PDF producers that are available on the market. These 3rd party companies use different code and software to create PDF files, and these are not always reliable for print-ready files. Adobe Acrobat Distiller and exporting from InDesign are the only PDF producers that has proven to provide consistent and stable PDF files for printing with our processes.

We cannot make it a practice to alter/edit files as this can produce unexpected results. Since we are not the creators of the original document, it is impossible for us to discern if a PDF has retained its layout/specifics as it was originally created. Because these errors can often be overlooked, we cannot be held responsible at a later time for the PDF not having been interpreted and printed correctly.

All PDF submissions (cover & text).....

Please preview ALL PDF files before submission to LSI. It is a common error to only proofread and preflight the application files for errors (i.e. InDesign or QuarkXPress, etc). Please view the PDF in detail after it's created: proofreading/preflighting for errors. More errors can often be caught before submission to us (on the front end) and will save time in producing a correct proof.

